

Series MX activated carbon filters

MX2 ports: G3/8, G1/2, G3/4 - MX3 ports: G3/4, G1
Modular

Bowl with technopolymer cover and bayonet-type mounting



- » Removal of compressed air oil, liquid, and gas components through the active carbons
- » Air quality in compliance with ISO 8573-1 standard, up to class 1.7.1
- » Bowl locking system reducing the risk of accidents

The Series MX has been realized to offer a multi-sector solution that guarantees saving in terms of installation time, space and costs. A special configurator, available on Camozzi website at <http://catalogue.camozzi.com> (sec. Configurators), allows the customer to choose the most suitable solution for his application, selecting single components or by configuring assembled FRLs.

MX is the new series of air treatment components realized by Camozzi, characterized by a modern, linear and compact design, offering high performances. The perfect integration between metal alloys and technopolymers has allowed the realization of a reliable product, light and strong at the same time. Thanks to a new concept of modularity, moreover, the mounting of components has become easier.

GENERAL DATA

Construction	modular, compact with activated carbon filtering element
Materials	see TABLE OF MATERIALS (pag. 3/1.15.02)
Ports	MX2: G3/8 - G1/2 - G3/4 MX3: G3/4 - G1
Mounting	vertical in-line wall-mounting (by means of clamps)
Operating temperature	10°C + 40°C (t max = 60°C)
Draining of condensate	NO DRAINING
Operating pressure	0,3 + 16 bar
Nominal flow	see FLOW DIAGRAMS (pag. 3/1.15.03)
Filtering element	active carbon
Residual oil content	< 0,003 mg/m ³
Fluid	compressed air
Pre-filtering	it is recommended to use a filter with residual oil of 0,01mg/m ³

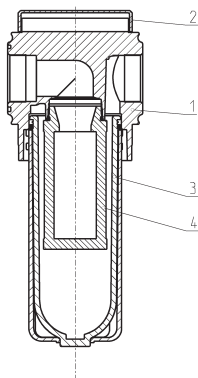
CODING EXAMPLE

MX	2	-	3/8	-	FCA	-	LH
-----------	----------	----------	------------	----------	------------	----------	-----------

MX	SERIES
2	SIZE: 2 = G3/8 - G1/2 - G3/4 3 = G3/4 - G1
3/8	PORT: 3/8 = G3/8 1/2 = G1/2 3/4 = G3/4 1 = G1
FCA	ACTIVATED CARBON FILTER
LH	FLOW DIRECTION: = from left to right (standard) LH = from right to left

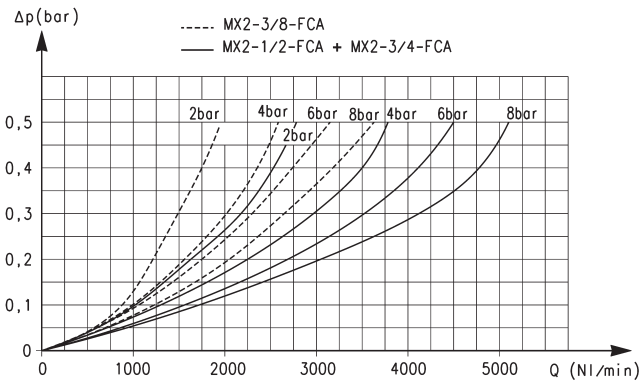
For the assembly of a single component with fixing flanges or wall-mounting, see the section "FRL Series MX Assembled" (pag. 3/1.50.01)

Activated carbon filters Series MX - materials



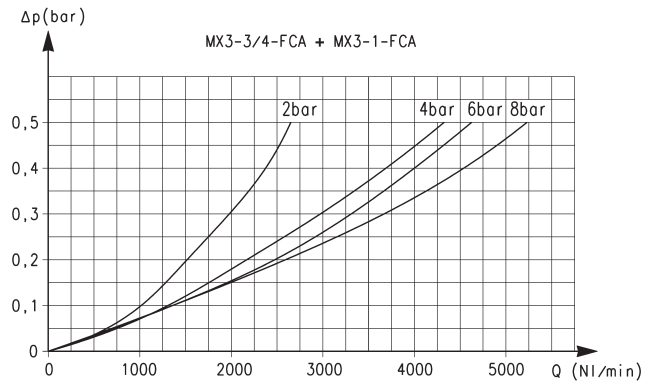
PARTS	MATERIALS
1 = Body	Aluminium
2 = Covering	Polyacetal
3 = Bowl with technopolymer cover	Polycarbonate/Polyamide
4 = Filtering element	Active carbon
Seals	NBR

FLOW DIAGRAMS



Reference diagram for MX2

Δp = Pressure drop
Q = Flow



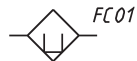
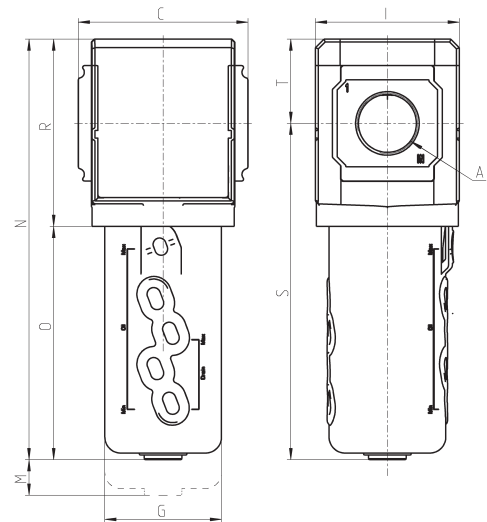
Reference diagram for MX3

Δp = Pressure drop
Q = Flow

3

TREATMENT

Activated carbon filters Series MX - dimensions



Mod.	A	C	G	I	M	N	O	R	S	T	Weight (Kg)
MX2-3/8-FCA	G3/8	70	55,3	68	89,5	189,5	104,5	85	152	37,5	0.5
MX2-1/2-FCA	G1/2	70	55,3	68	89,5	189,5	104,5	85	152	37,5	0.5
MX2-3/4-FCA	G3/4	70	55,3	68	89,5	189,5	104,5	85	152	37,5	0.5
MX3-3/4-FCA	G3/4	89,5	61,5	76	107	222	123	99,0	177,5	44,5	0.8
MX3-1-FCA	G1	89,5	61,5	76	107	222	123	99,0	177,5	44,5	0.8